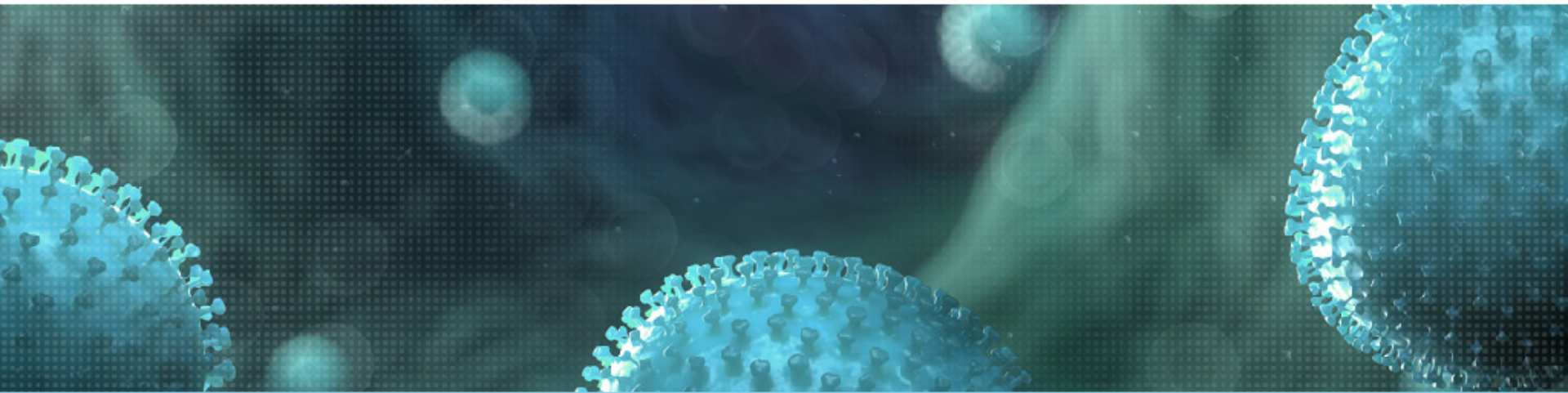


Erasmus MC



Viroscience lab

WHERE SKILLS MEET TO STUDY & PROTECT



Virus discovery

Ron A.M. Fouchier, PhD

Virus discovery, historical

- Required expertise -



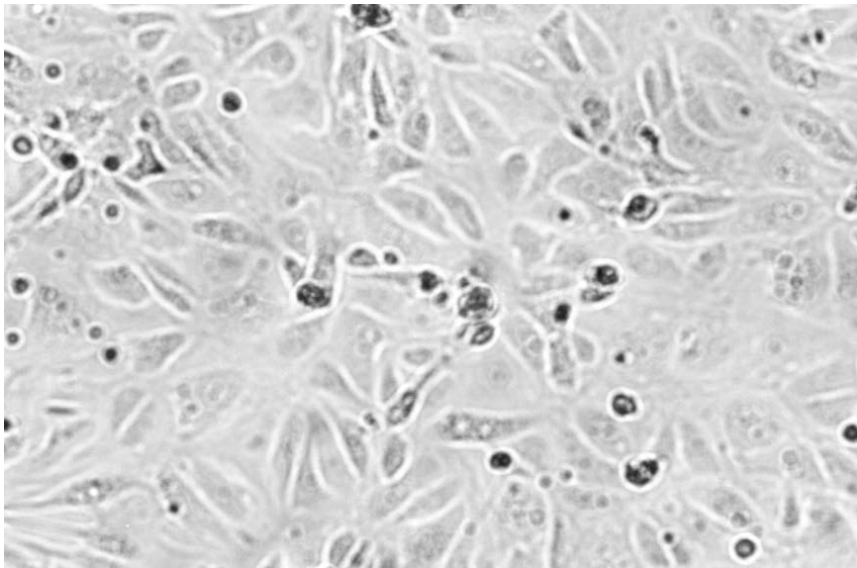
- **Clinical diagnosis**
- **Pathology**
- **Epidemiology**
- **Laboratory**
 - **Classical virology**
 - **Electron microscopy**
 - **Serology**
 - **Animal models**
 - **Molecular biology**

Cytopathic effect in cell cultures

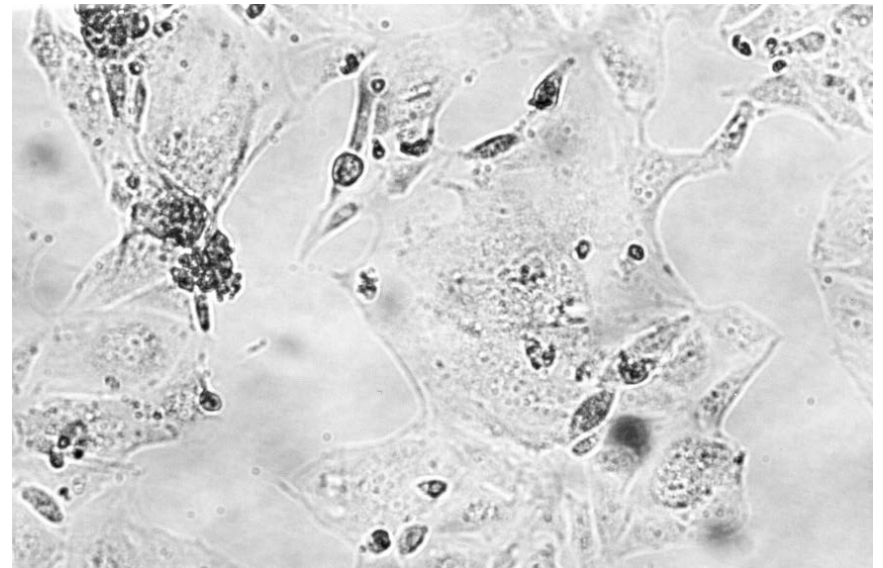
- Classical virology (2001) -



Control tMK

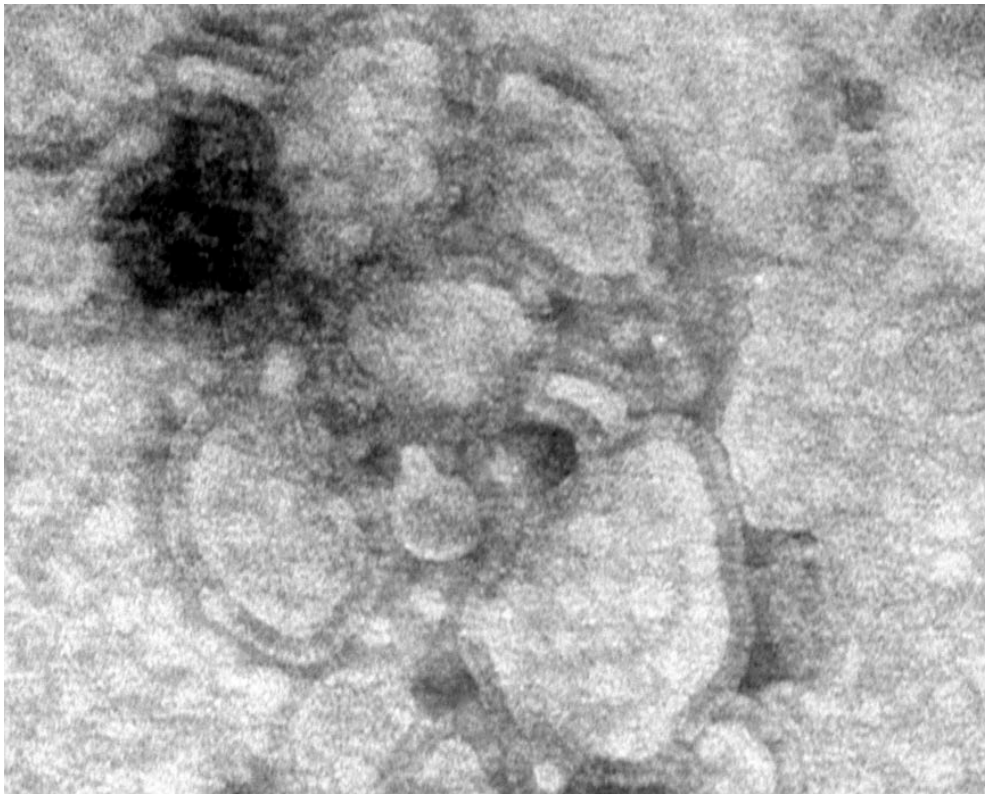


Infected tMK



Newly discovered paramyxovirus

- Electron microscopy -



- *Pleiomorph*

- *Average size: 100-600 nm*

- *Envelope projections: 13-17 nm*

- *Paramyxovirus*

A DEPARTMENT OF **ErasmusMC**



Differential virus diagnostics



Negative results:

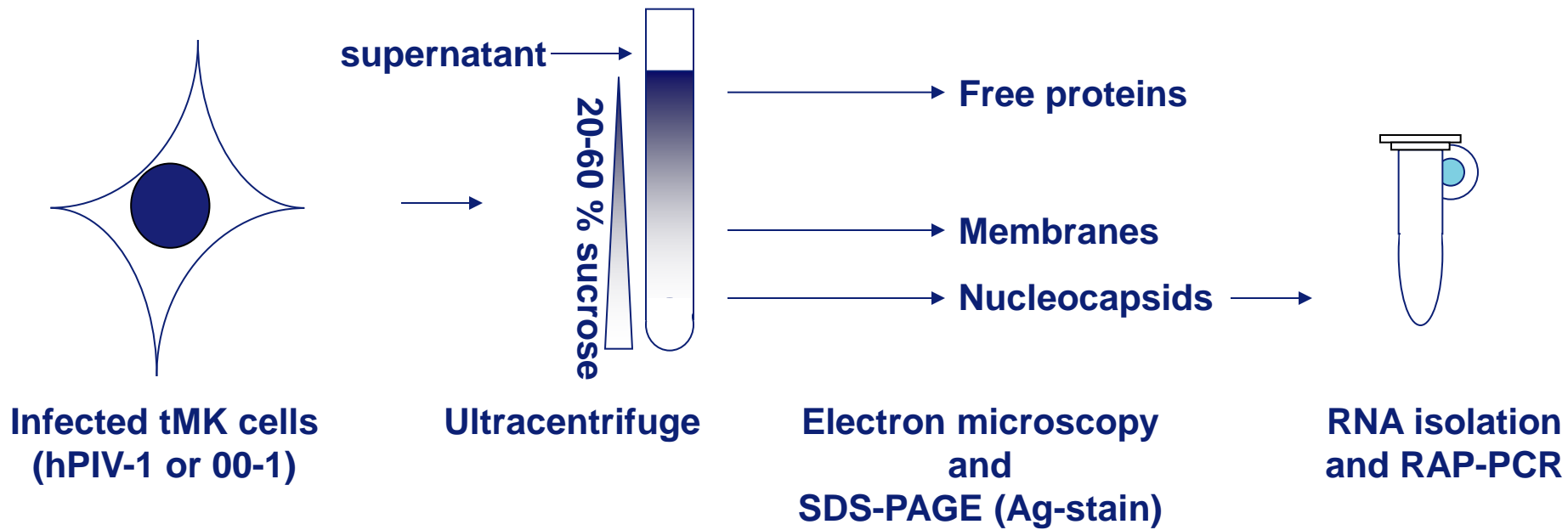
Serology

- **Influenza A virus**
- **Influenza B virus**
- **Influenza C virus**
- **RSV**
- **hPIV-1**
- **hPIV-2**
- **hPIV-3**
- **hPIV-4**
- **PVM**

Low stringency PCR

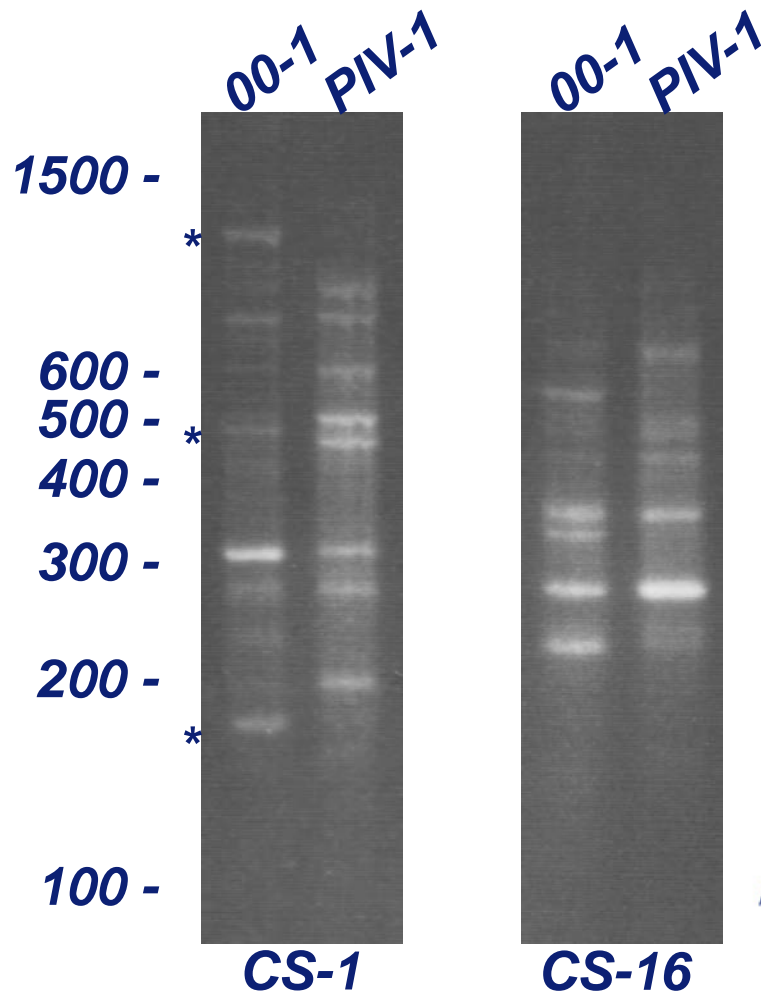
- **Influenza A virus**
- **Influenza B virus**
- **RSV**
- **hPIV-1**
- **hPIV-2**
- **hPIV-3**
- **hPIV-4**
- **Sendai virus**
- **SV5**
- **Mumps virus**
- **Measles virus**
- **NDV**
- **Hendra**
- **Nipah**

Purification of vRNA of an unidentified virus



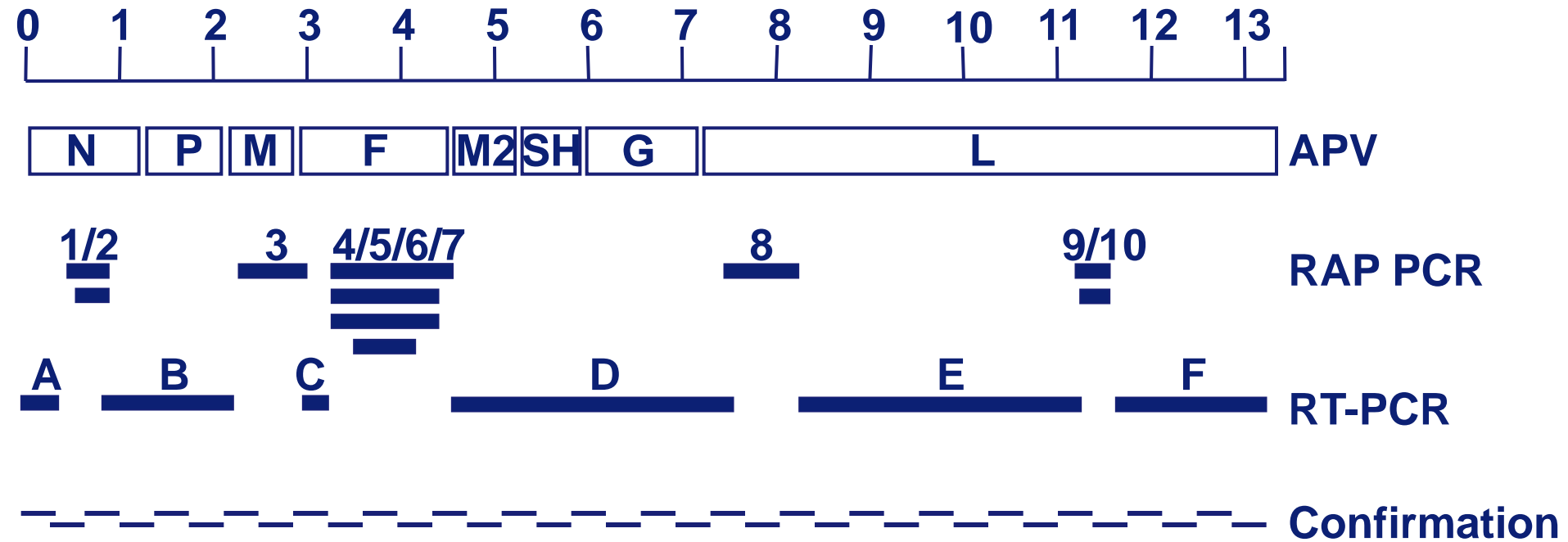
Virus identification

- RAP PCR -



Identification of a new paramyxovirus

- Genome organisation -

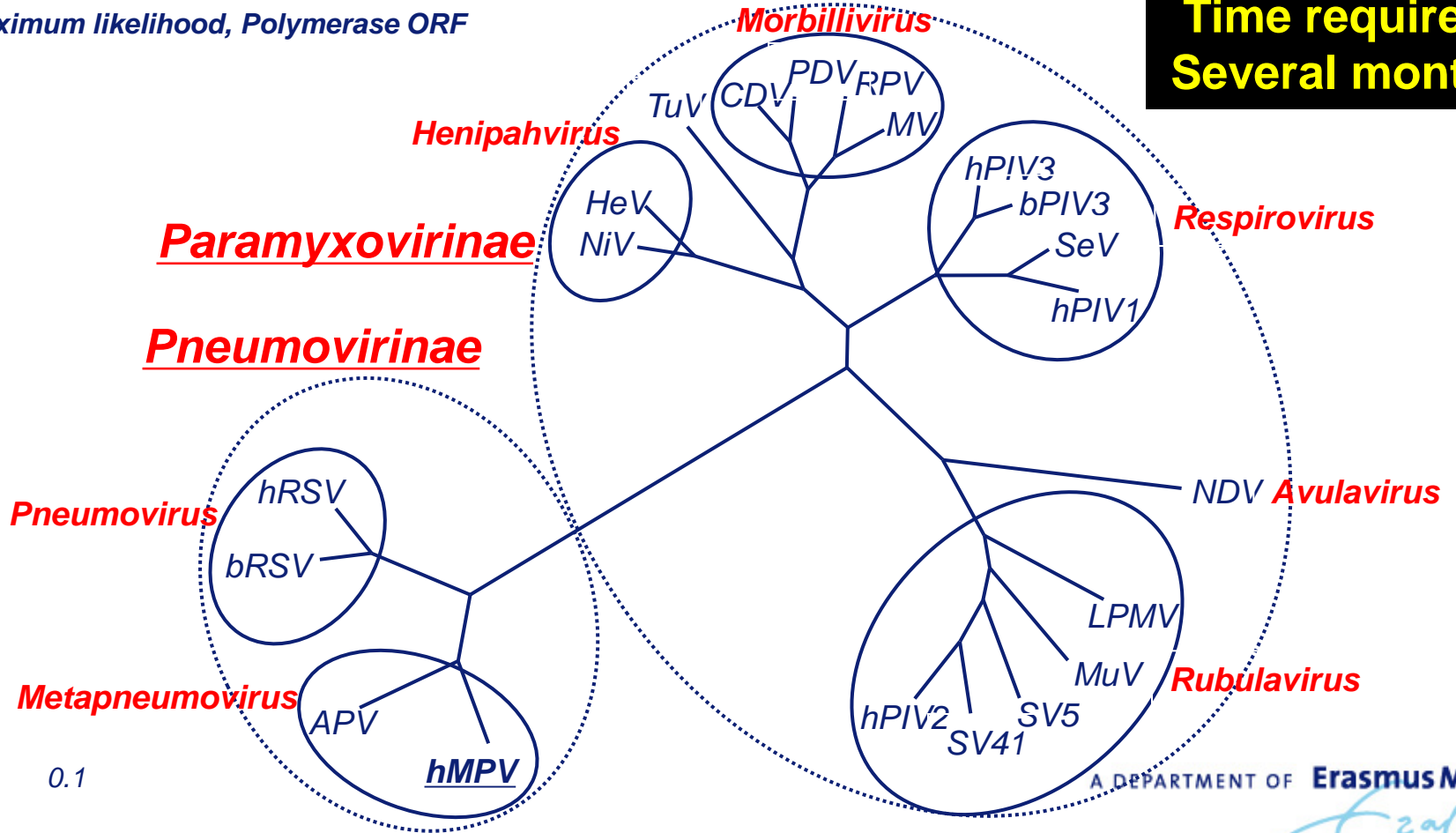


Order Mononegavirales, family Paramyxoviridae



**Time required:
Several months**

DNA Maximum likelihood, Polymerase ORF



A DEPARTMENT OF ErasmusMC





Genome of the SARS-associated coronavirus - 2003 -



Scienceexpress

Research Article

The Genome Sequence of the SARS-Associated Coronavirus

Marco A. Marra,^{1*} Steven J. M. Jones,¹ Caroline R. Astell,¹ Robert A. Holt,¹ Angela Brooks-Wilson,¹ Yaron S. N. Butterfield,¹ Jaswinder Khattri,¹ Jennifer K. Asano,¹ Sarah A. Barber,¹ Susanna Y. Chan,¹ Alison Cloutier,¹ Shaun M. Coughlin,¹ Doug Freeman,¹ Noreen Girn,¹ Obi L. Griffith,¹ Stephen R. Leach,¹ Michael Mayo,¹ Helen McDonald,¹ Stephen B. Montgomery,¹ Pawan K. Pandoh,¹ Anca S. Petrescu,¹ A. Gordon Robertson,¹ Jacqueline E. Schein,¹ Asim Siddiqui,¹ Duane E. Smailus,¹ Jeff M. Stott,¹ George S. Yang¹

Francis Plummer,² Anton Andonov,² Harvey Artsob,² Nathalie Bastien,² Kathy Bernard,² Timothy F. Booth,² Donnie Bowness,² Michael Drobot,² Lisa Fernando,² Ramon Flick,² Michael Garbutt,² Michael Gray,² Allen Grolla,² Steven Jones,² Heinz Feldmann,² Adrienne Meyers,² Amin Kabani,² Yan Li,² Susan Normand,² Ute Stroher,² Graham A. Tipples,² Shaun Tyler,² Robert Vogrig,² Diane Ward,² Brynn Watson²

Robert C. Brunham,³ Mel Krajden,³ Martin Petric,³ Danuta M. Skowronski³

Chris Upton,⁴ Rachel L. Roper⁴

**Time required:
Several weeks**

Scienceexpress

Research Article

Characterization of a Novel Coronavirus Associated with Severe Acute Respiratory Syndrome

Paul A. Rota,^{1*} M. Steven Oberste,¹ Stephan S. Monroe,¹ W. Allan Nix,¹ Ray Campagnoli,¹ Joseph P. Icenogle,¹ Silvia Peñaranda,¹ Bettina Bankamp,¹ Kaija Maher,¹ Min-hsin Chen,¹ Suxiong Tong,¹ Azaibi Tamin,¹ Luis Lowe,¹ Michael Frace,¹ Joseph L. DeRisi,² Qi Chen,¹ David Wang,² Dean D. Erdman,¹ Teresa C. T. Peret,¹ Cara Burns,¹ Thomas G. Ksiazek,¹ Pierre E. Rollin,¹ Anthony Sanchez,¹ Stephanie Liffick,¹ Brian Holloway,¹ Josef Limor,¹ Karen McCaustland,¹ Melissa Olsen-Rassmussen,¹ Ron Fouchier,³ Stephan Günther,⁴ Albert D. M. E. Osterhaus,³ Christian Drosten,⁴ Mark A. Pallansch,¹ Larry J. Anderson,¹ William J. Bellini¹

A DEPARTMENT OF **ErasmusMC**



Novel coronavirus, 2012

- Middle East Respiratory Syndrome (MERS) -

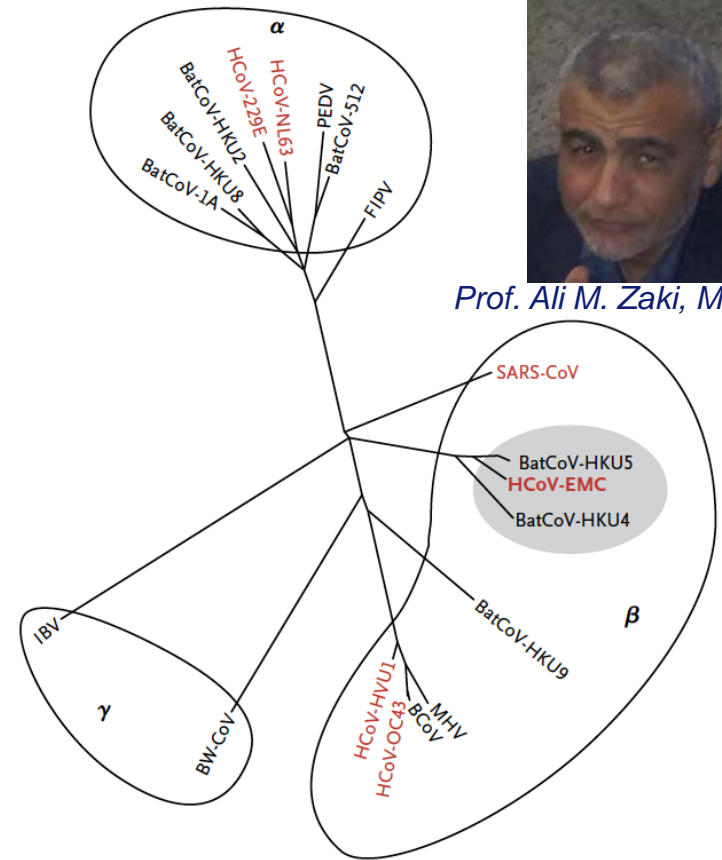
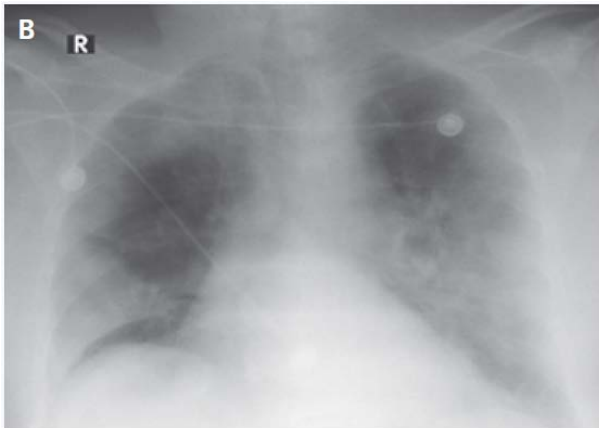


The NEW ENGLAND JOURNAL of MEDICINE

BRIEF REPORT

Isolation of a Novel Coronavirus from a Man with Pneumonia in Saudi Arabia

Ali Moh Zaki, M.D., Ph.D., Sander van Boheemen, M.Sc., Theo M. Bestebroer, B.Sc., Albert D.M.E. Osterhaus, D.V.M., Ph.D., and Ron A.M. Fouchier, Ph.D.



Prof. Ali M. Zaki, M.D.

A DEPARTMENT OF ErasmusMC



Novel coronavirus, Saudi Arabia

- 2012 -



- Virus @ Vero passage 5
- Cleaning
- Arbitrarily primed PCR
- 454 jr sequencer
- 87,256 sequence reads (>90% of genome)
- PCR 800 bp fragments, 100 bp overlap
- 3130XL capillary sequencer
- 5' and 3' RACE



A.M. Zaki et al., N.E.J.M. 2012
S. Van Boheemen et al., MBio 2012

A DEPARTMENT OF **ErasmusMC**

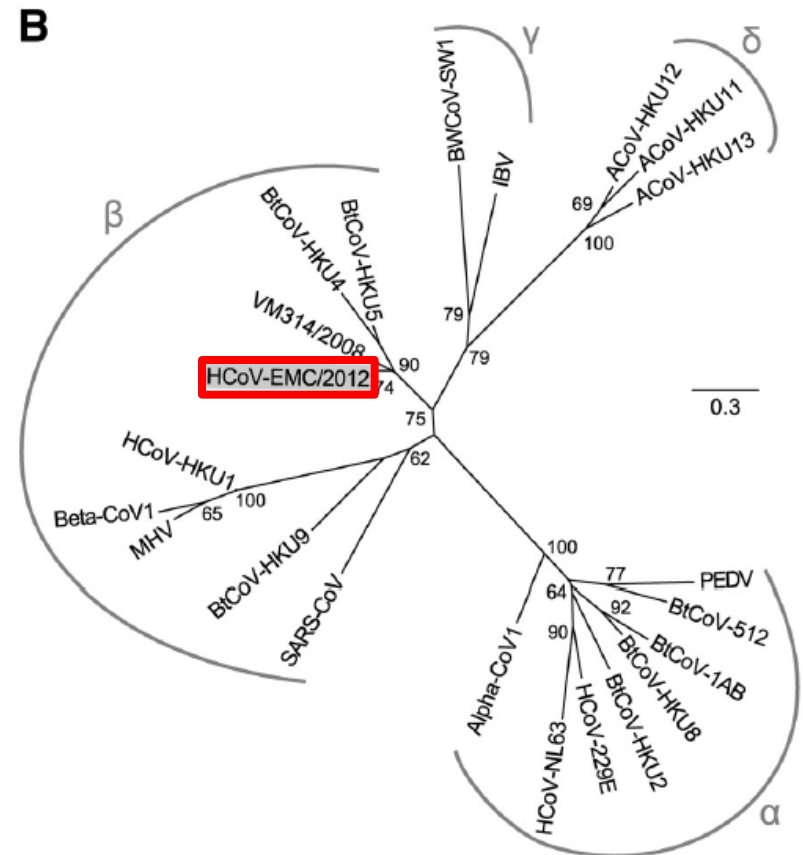
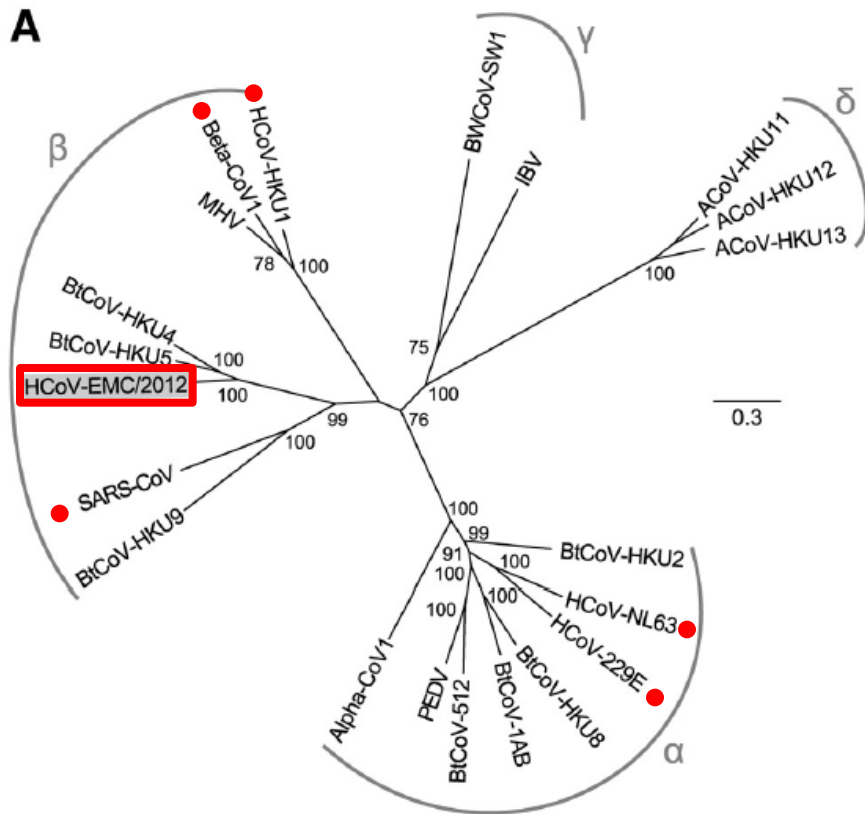


EUROPEAN MANAGEMENT PLATFORM FOR EMERGING AND RE-EMERGING INFECTIOUS DISEASE ENTITIES



Novel coronavirus

- Phylogeny -



**Time required:
Few days**

Virus discovery

- NGS -



Opportunities

- *Fast, random, uninformed generation of pathogen sequence data*
- *Multiple samples at same time, systematic screens*
- *Multiple tissues, specimen collections, hosts*
- *No viable material needed & no need for pathogen isolation*
- *Multiple platforms, more coming*
- *Linking diseases of humans, animals, plants with unknown bugs*
- *.....*

Virus discovery

- NGS -



Challenges

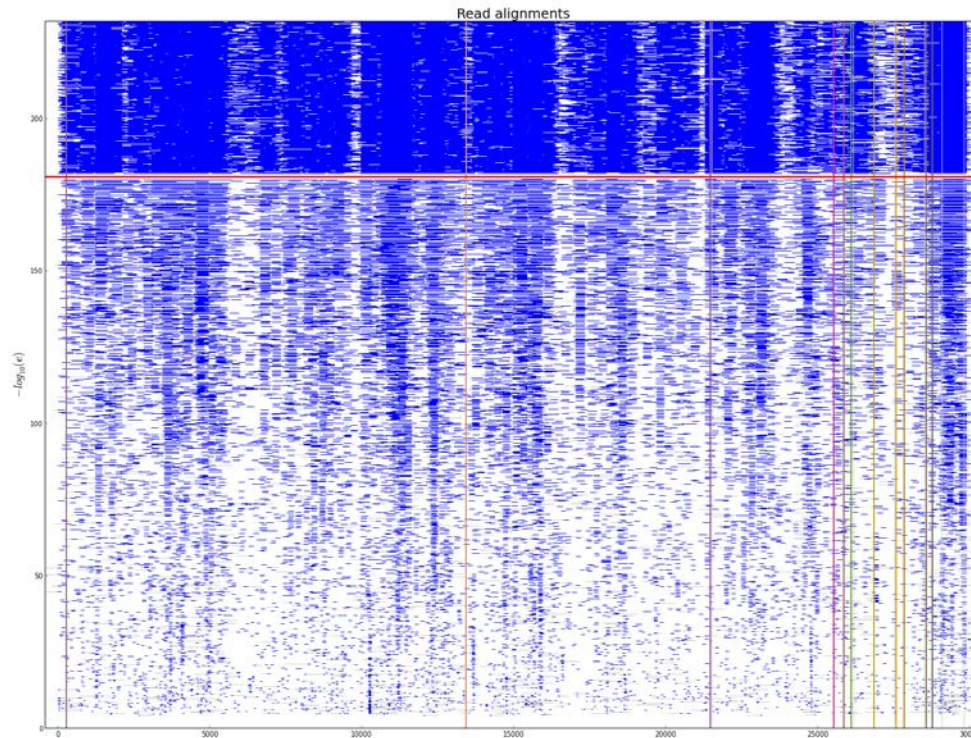
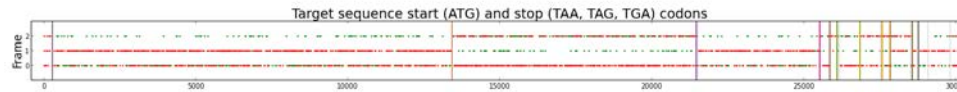

- *Shift in bottleneck from laboratory work to bioinformatics*

Bioinformatics challenges; MERS-CoV

- Blasting against self -



gi|409052551|gb|X869059.2| Human betacoronavirus 2c EMC/2012, complete genome (length 30119, 87906 hits)




Bioinformatics challenges; MERS-CoV

- Blasting with Megablast, blastn -




gi|124389437|gb|EF065509.1| Bat coronavirus HKU5-1, complete genome (length 30482, 9713 hits)

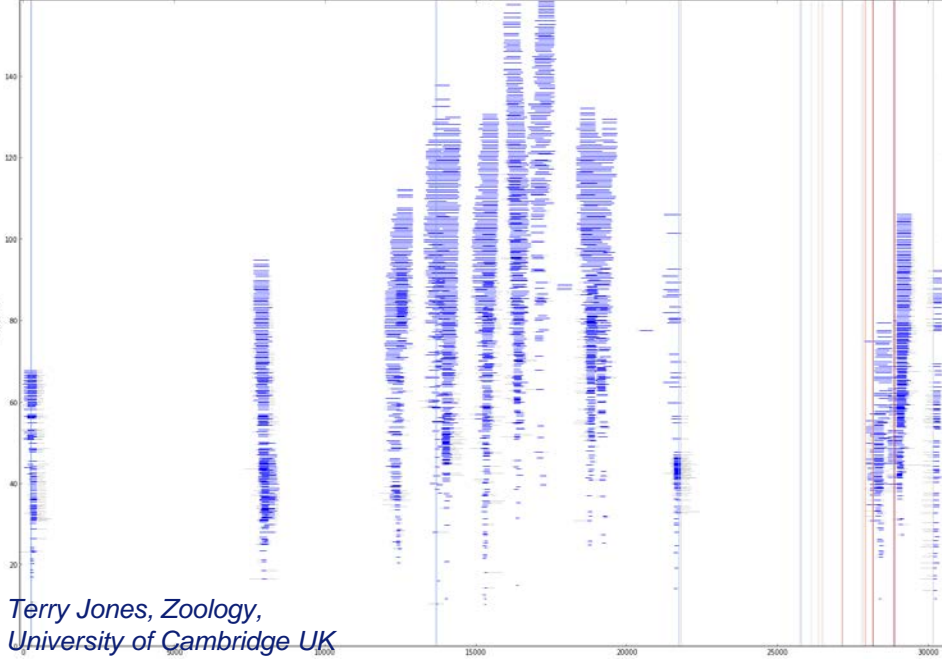
Target sequence features



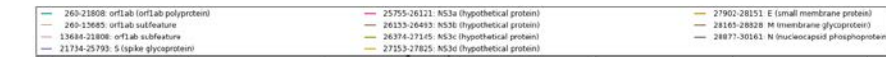
Target sequence start (ATG) and stop (TAA, TAG, TGA) codons




Read alignments



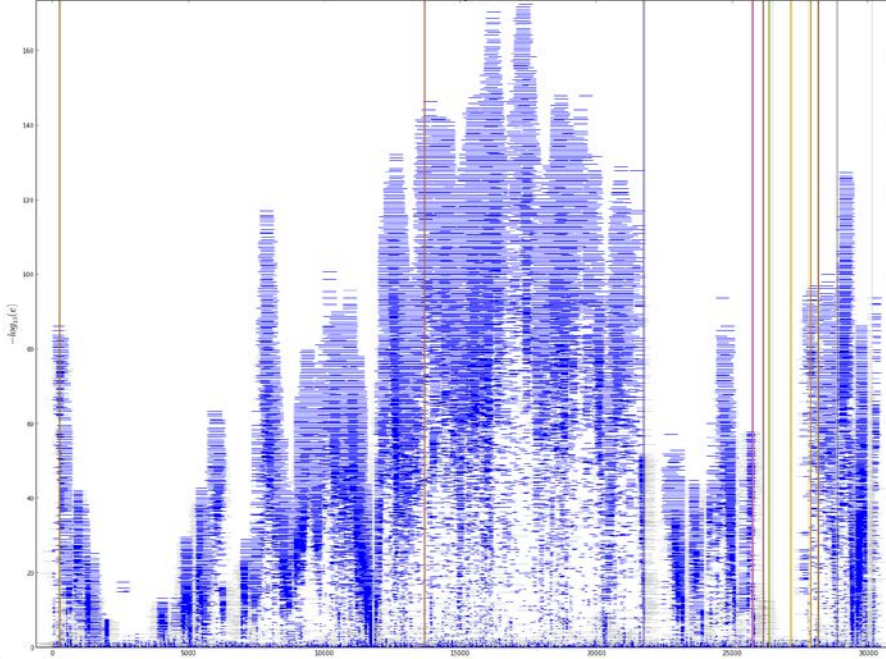
gi|124389437|gb|EF065509.1| Bat coronavirus HKU5-1, complete genome (length 30482, 88940 hits)



Target sequence start (ATG) and stop (TAA, TAG, TGA) codons



Read alignments



Virus discovery, metagenomics

- NGS -



Challenges (hands-on work)

- *Shift in bottleneck from laboratory work to bioinformatics*
- *Real-time analysis (lab and computer)*
- *Association versus causation of disease (availability of cultured bugs)*
- *Omnipresence of bugs (e.g. plant viruses in mammal gut, ERVs, etc)*
- *Partial (virus) genome data*
- *Host sequence info (e.g. rRNA)*
- *.....*

Virus discovery, metagenomics

- NGS -



Challenges (databases)


- *Sensitive info hidden in datasets (undiscovered bugs, personal genomes)*
- *Lack of uniformity of output, QA/QC*
- *Changing platforms*
- *SNP reporting*
- *Assembly/raw*
- *Amounts of data*
- *.....*

Pathogen NGS

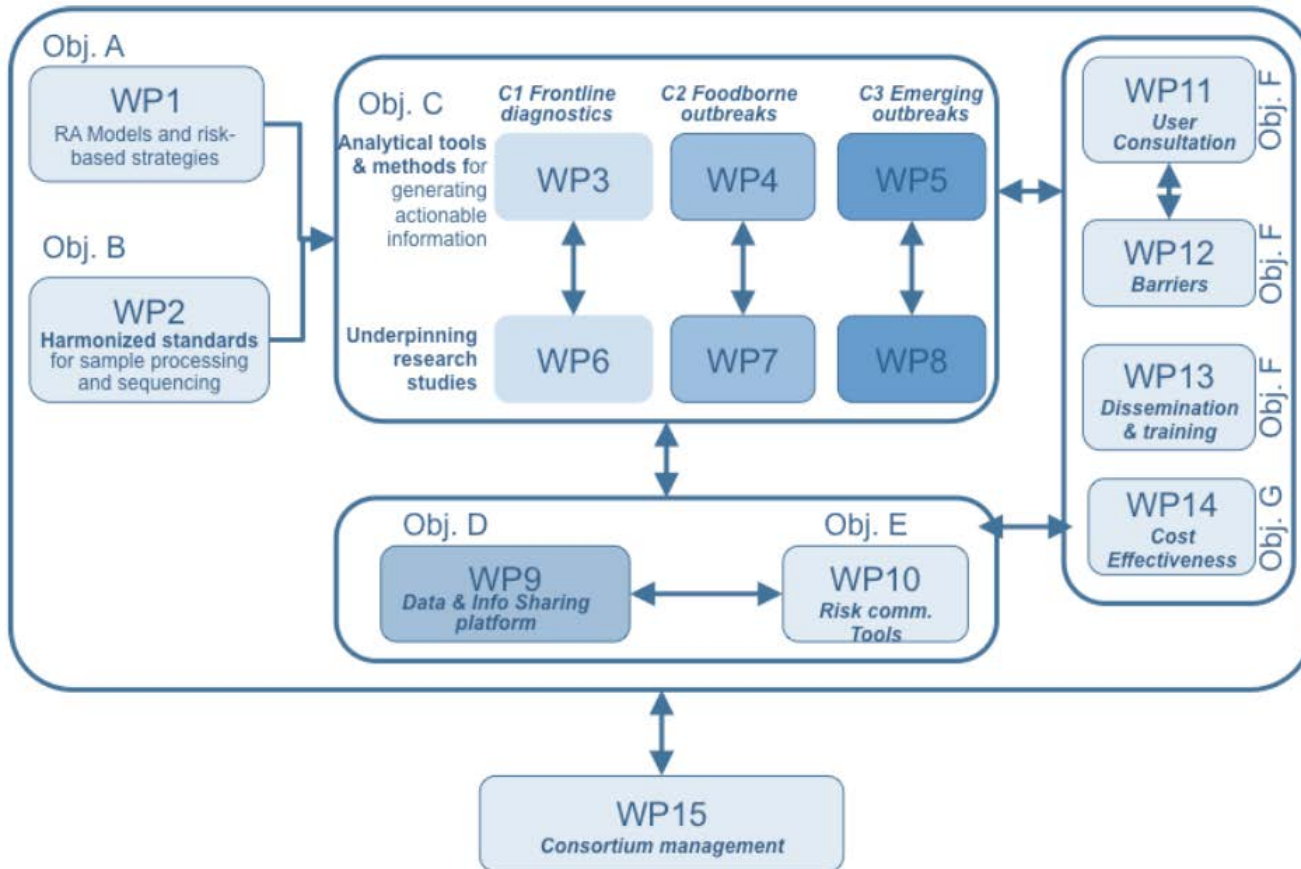
- EU Horizon-2020 COMPARE -



Collaborative Management Platform for detection and Analyses of (Re-) Emerging and foodborne outbreaks



EU No. 643476



A DEPARTMENT OF **ErasmusMC**



Acknowledgements

